









# Year 2 Newsletter


Date: Lent 2



Dear Parents and Carers,

Here is some information regarding what your child will be learning this half term.

Would London burn now?	Key vocabulary
<ol style="list-style-type: none"> <li>1. Familiar Setting stories - There's no such thing as a dragon</li> <li>2. Recount-in role-The Great Fire of London</li> <li>3. Dragon Poetry</li> </ol> <p><b>Texts will include:</b> The Diary of Samuel Pepys, Zog, The Tale of Custard the Dragon, The Egg</p>	 <p>Exciting adjectives Powerful verbs Poetry Rhythm Rhyme</p>
<p><b>Maths:</b> <b>Multiplication and Division</b> - 2, 5 and 10 times-table; dividing by 2, 5 and 10; and odd and even numbers <b>Length and Height</b> – metres and centimetres <b>Mass, Capacity and Temperature</b> – grams, kilograms, litres, millilitres</p>	<p>Mass Grams Kilograms Volume Capacity Temperature</p>
<p><b>RE:</b> <b>Opportunities</b> - To learn and understand about Lent and the opportunity to turn towards what is good in preparation for Easter We will talk about the Easter story and the events that led up to Easter Sunday</p>	
<p><b>History:</b> <b>The Great Fire of London</b> What London was like in 1666. What firefighting was like in 1666. Why did the Great Fire of London spread so quickly? How did the Great Fire change London?</p>	 <p>Diary Cause Drought Thatched roof River Thames Fire hook Gunpowder Primary Source</p>
<p><b>Science:</b> <b>Living Things and their Habitats</b> K1- The 7 life processes of all living things- Movement, Respiration, Sensitivity, Nutrition, Excretion, Reproduction, and Growth. MRS GREN K2- All animals live in habitats that suit their basic needs K3- Local micro-habitats are logs, stones and leaves. This is where mini-beasts can be found</p>	<p>Respiration Sensitivity Excretion Habitat Micro-Habitat</p> 
<p><b>Design &amp; Technology:</b> <b>Textiles - Puppets</b> K1- Know that fabrics can be joined using different techniques including stitching, gluing and stapling. K2-To know that running stitch is a method of sewing and is used to join two pieces of fabric together. K3- Know the purpose of a template - to create identical shapes, to help the making of a product</p>	<p>Thread Needle Pins Running stitch Template Decorate Join</p> 
<p><b>Music:</b> <b>Improvising</b> Sing with increased control and accuracy of pitch Compose short rhythmic phrases</p>	

<p><b>PSHE:</b>  <b>K3</b> - Medicines can help people to be healthy  <b>K4</b> - Some products are harmful to our body  <b>K5</b> - Know the difference between 'what I need' and 'what I want'  <b>K6</b> - Money is precious and can be looked after in different ways  <b>RSE - Parts of the body.</b> (Not Done last half term)  The children will learn the correct terms for the male and female parts of the body. They will learn which body parts should be kept private.</p>	<p><b>Harmful</b>  <b>Virtues</b>-temperance, charity, diligence, kindness, patience, and humility.  Private  Male  Female  Safe</p>
<p><b>Computing:</b>  <b>Programming Quizzes</b>  To understand what an algorithm is  To create and debug a simple program  To predict the behaviour of simple programs  To create a program using own design</p>	

**P.E. Invasion Games and Target Games**  
P.E. will take place on a Tuesday and a Friday.  
**Children need to have in school:**  
P.E. kit: navy shorts or tracksuit bottoms, white t-shirt, school jumper, trainers or plimsolls

*Please note:  
No jewellery.  
As PE may take place outside, please ensure your child has tracksuit bottoms and a navy sweatshirt/jumper.*



Dates for your diary	
Tuesday 20 <sup>th</sup> February	Y2 Cricket Festival – Harvey Hadden (1pm-2:30pm)
Thursday 7 <sup>th</sup> March	Y2 Retreat Morning
Tuesday 11 <sup>th</sup> March	Infant Agility Competition
Thursday 21 <sup>st</sup> March	Fire Brigade Visit 9:30am
Thursday 28 <sup>th</sup> March	Break up for Easter