









What we are Learning in Year 3 this Half Term

February-March 2024

| Advent 2 | Key Vocabulary |
|---|--|
| <p>English This term our focus will be using dialogue in story writing to develop characters and action and punctuating it accurately using speech marks.</p>  | <p>Dialogue Speech marks Third person</p> |
| <p>Maths Length and measure</p> <ul style="list-style-type: none">• Measure in mm, cm, and m• Equivalent lengths• convert different units of measure including cm to m and mm-cm,• compare and order lengths,• add and subtract lengths• measure and calculate the perimeter of simple 2D shapes. <p>Fractions</p> <ul style="list-style-type: none">• Understand the denominators of unit fractions• Compare and order unit fractions understand the numerators of non-unit fractions• Understand the whole• Compare and order non-unit fractions• Fractions and scales• Fractions on a number line• Equivalent fractions on a number line• Equivalent fractions as bar models  | <p>Millimetres Centimetres Metres Perimeter Numerator Denominator Equivalent Unit fraction Non unit fraction Length fraction</p> |
| <p>RE- Giving We will explore how Lent is linked to giving, and learn some of the stories of Holy Week and the Resurrection. The children will be able to use religious words and phrases to describe the religious actions and symbols of Lent and Holy Week.</p>  | <p>Self-giving Courage New Life Resurrection</p> |
| <p>Science-Forces and Magnets</p> <ul style="list-style-type: none">• A force is a push or pull that can make things change direction/speed.• Friction is a stopping force.• Magnets have two poles (north and south) and can attract or repel.• Not all metals are magnetic.• The stronger the magnetic force the larger the magnetic field.  | <p>Force Friction Magnet Magnetic force Attract Repel Poles Magnetic fields</p> |

| | | |
|--|--|---|
| <p>History – The Ancient Egyptians (Continued from Lent 1)</p> <ul style="list-style-type: none"> • The River Nile was of great importance and dictated the pattern of life. • The Ancient Egyptians were more advanced than any other civilisation during that time. • There was a clear hierarchy of society with six layers from Pharaoh down to slaves and farmers. • The Egyptians mummified people of importance to prepare them for the afterlife. • Tutankhamen was known as the boy king, famous because his tomb was found by Harold Carter in 1922. |  | <p>Archaeologist Pharaohs Tombs Pyramid Hieroglyphs Scribe Sarcophagus Mummy Mummification Papyrus Scarab</p> |
| <p>PSHE</p> <ul style="list-style-type: none"> • Reflect on how we show love to others. • Know what action to take in an emergency. • Understand that rights are there to protect everyone. • Recognise reasons for rules and laws and the consequences of not adhering to them. • Reflect on good/bad choices. • Understand what makes a person good. | <p>Rights Responsibility Citizenship Environment Emergency Protect Consequence</p> | |
| <p>Computing – Desktop Publishing</p> <p>The children will use desktop publishing software and consider careful choices of font size, colour and type to edit and improve premade documents and start to add text and images to create their own pieces of work. Learners will be introduced to the terms ‘templates’, ‘orientation’, and ‘placeholders’.</p> |  | <p>Text Images Documents Templates Orientation Placeholders</p> |

| Year 3 Diary Dates | |
|----------------------------------|-----------------------------|
| Thursday 7 TH March | World Book Day |
| Wednesday 27 TH March | Y3/4 Easter Performance |
| Thursday 28th March | Last day of term |
| Monday 15 th April | First day of Pentecost term |