










# What we are Learning in Year 1 this Half Term

April - May 2024



Dear Parents and Carers,

Welcome to Year 1! We look forward to working with you and your child this year. In order for you to support your child's learning, we have put together some information about what we will be doing in class this half term, along with some basic information about Year 1.

Title: How does your garden grow?		Key Vocabulary
<b>English</b> <ul style="list-style-type: none"> <li>• <b>Traditional Stories</b> – The Enormous Turnip</li> <li>• <b>Stories from a Range of Cultures</b> – Bringing the Rain to Kapiti Plain by Verna Aardema</li> </ul>		suffix exclamation question capital letter full stop
<b>Maths</b> <ul style="list-style-type: none"> <li>• Counting in 2s, 5s and 10s</li> <li>• Making equal groups - adding</li> <li>• Arrays</li> <li>• Doubling numbers up to 20</li> <li>• Making equal groups – sharing</li> <li>• Fractions – halves and quarters</li> </ul>		add share equal double half quarter
<b>RE</b> <ul style="list-style-type: none"> <li>• Being sorry</li> <li>• Why should we be sorry?</li> <li>• God helps us to choose well.</li> </ul>		choice happy sad disappointed sorry forgive rules wrong right feeling love Sign of Peace Peace be with you
<b>Science – Plants</b> <ul style="list-style-type: none"> <li>• Common wild garden plants include buttercups, daisies and foxgloves.</li> <li>• Deciduous trees include silver birch, horse chestnut and sycamore. Evergreen trees include conifers and fir trees.</li> <li>• A stem holds the plant upright. Petals are bright coloured. Leaves help the plant to feed and grow.</li> <li>• The roots anchor a tree and keep it healthy.</li> </ul>		seed petal leaf / leaves roots stem trunk branch bark bulb
<b>PE – Tennis and Dance</b> <ul style="list-style-type: none"> <li>• Hitting: know to use the centre of the racket for control.</li> <li>• Feeding: know to use an underarm throw to feed to a partner.</li> <li>• Rallying: know that throwing/hitting to my partner with not too much power will help them to return the ball.</li> <li>• Footwork: know that using a ready position will help me to move in any direction.</li> <li>• Tactics: know that tactics can help us to be successful when playing games.</li> <li>• Rules: know that rules help us to play fairly.</li> </ul>		distance aim teamwork target throw catch points

<p><b>Art – Sculpture – Anna Collette visit</b></p> <ul style="list-style-type: none"> <li>• Anna Colette Hunt - a local ceramic artist.</li> <li>• Develop a modelling technique to make sculptures.</li> </ul> 	<p>3 Dimension 2 Dimension sculpture sculptor ceramic abstract markings</p>
<p><b>ICT Programing - Moving a Robot</b></p> <ul style="list-style-type: none"> <li>• Use Beebots to explore using individual commands</li> <li>• Begin to predict the outcome of programs</li> <li>• Begin to use and write own algorithms.</li> <li>• How to choose the order of commands in a sequence</li> <li>• How to debug a program</li> </ul> 	<p>evaluate forwards backwards left right program algorithm test debug</p>
<p><b>PSHE - Being Safe</b></p> <ul style="list-style-type: none"> <li>• how to keep safe at home (including around electrical appliances)</li> <li>• what to do if there is an accident and someone is hurt</li> <li>• how to get help in an emergency (how to dial 999 and what to say)</li> <li>• knowing there are situations when they should ask for permission and also when their permission should be sought.</li> </ul> 	<p>fire safety harm emergency services police fire ambulance permission</p>
<p><b>Music - Compose</b></p> <ul style="list-style-type: none"> <li>• Children will learn a variety of songs with warm ups and begin to think about vocal health</li> <li>• Explore ways to represent sound with symbols,</li> <li>• Understand the difference between a melody and an accompaniment.</li> </ul> 	<p>pulse rhythm pitch beat compose</p>

**School Values**  
Our school values are:  
**Kindness, Responsibility, Respect,  
Commitment, Appreciation, Honesty and  
Resilience**

**Reading** – Please read with your child every evening and record this in their reading diaries.

**Spellings** - Given out weekly and usually tested on Fridays.

**RE** – Once every 4 weeks, your child will have a piece of work to complete. Please complete this neatly in pencil as it will be stuck into your child’s RE book.

Dates for your diary	
Monday 15 <sup>th</sup> April	Return to school
Monday 6 <sup>th</sup> May	Bank Holiday
Friday 24 <sup>th</sup> May	Break up for Half Term
Monday 3 <sup>rd</sup> June	Return to school