
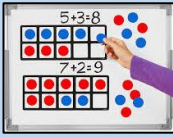








Year 1 Newsletter

Advent 2 2024

Title: Are all Materials Green?		Key vocabulary
<p>English - Based on Clean Up! By <i>Nathan Bryon</i></p> <ul style="list-style-type: none"> • Labels, Lists and Captions – Write a persuasive leaflet on how to save our oceans • Recount – Write a postcard from Jamaica • Poetry – Write a free verse poem about our planet 		punctuation capital letter full stop conjunction
<p>Maths</p> <ul style="list-style-type: none"> • Number bonds to 10 • Addition and subtraction facts within 10 • Use and apply knowledge to solve problems • Recognise and name 2-D and 3-D shapes 		mathematical symbols adding subtracting fact families 2-D shapes 3-D shapes
<p>RE</p> <ul style="list-style-type: none"> • Belonging – Baptism – an invitation to God's family • Waiting – Advent is a time to look forward to Christmas 		sacrament, invitation, baptism, godparents, waiting, Advent, wreath, Christmas
<p>Science – Everyday Materials</p> <ul style="list-style-type: none"> • Distinguish between an object and the material from which it is made. • Identify and name a variety of everyday materials, including wood, plastic, glass, • Metal, water, and rock. • Describe the simple physical properties of a variety of everyday materials. • Compare and group together a variety of everyday materials on the basis of their simple physical properties 		materials objects waterproof
<p>Design and Technology – Food – Pizza Creation</p> <ul style="list-style-type: none"> • Recognise different types of food and identify where they come from • Food hygiene – follow basic food safety rules when preparing and cooking food • Healthy eating – identify some food from food groups (fruit and vegetables) • Describe the taste of a range of ingredients • Use kitchen utensils safely when preparing food 		plant animal savoury sweet vegetables fruit
<p>PE – Fitness and Invasion Games</p> <ul style="list-style-type: none"> • Recognise changes in body when exercising • Talk about what exercise does to our bodies • Recognise how exercise makes us feel • Understand the importance of warming up • How to dribble a ball with hands and feet • Send and receive a ball with hands and feet • Use simple rules to play fairly • Know the difference between a defender and an attacker 		heart lungs oxygen mood defender attacker dribble
<p>ICT - Creating Media – Digital Painting</p> <ul style="list-style-type: none"> • Develop their understanding of a range of tools used for digital painting. • Create their own digital paintings, while gaining inspiration from a range of artists' work. • Consider their preferences when painting with and without the use of digital devices. 		Tux Paint images brushes pens rubbers stamps shapes
<p>PSHE</p> <ul style="list-style-type: none"> • Revisit the school rules • Identify and talk about people who help us in the community • Recognise simple strategies to resolve arguments between friends positively • Identify different feelings • Talk about Relationship Circle 		kind cooperate rules peace friend relatives

Music

- Children will learn a variety of songs with warm ups and begin to think about vocal health
- Perform word-pattern chants and create, retain and perform their own rhythm patterns
- Use voices and body percussion, maintaining a steady beat to chant/play repeated rhythm patterns (ostinato)
- Join in with songs using glockenspiels
- Recognise how graphic notation can represent created sounds



pulse
rhythm
pitch
beat
ostinato
improvisation

School Values

Our school values are:

Responsibility, kindness, respect, commitment, appreciation, honesty and resilience.



PE Times and Kit

PE will take place outside on Thursdays and Fridays this half term. Children should have a full, labelled PE kit consisting of:

- white t-shirt
- navy shorts
- navy joggers
- navy sweatshirt
- trainers or plimsolls

Please ensure **earrings are removed before school** on PE days! Staff are not allowed to remove them.

Homework

- **Spellings** will be given out on a Friday and tested the following Friday.
- **Reading** – It is essential that your child is reading every evening.
- **RE** – Once every 4 weeks, your child will have a piece of work to complete. Please complete this neatly in pencil, as it will be stuck into your child's RE book.

Reading



It is important that your child is reading every evening and that you continue to listen to your child as often as possible. Please record this in their reading diary at least 3 times per week. Your child will receive a reading book matched to their phonic ability, and one other, 'reading for pleasure' book for you to share at bedtime.

Water Bottles

Please ensure that your child comes to school with a named water bottle each day and that it is already filled. We will top up bottles throughout the day.

Please remember – Water only!



Dates for your diary

Wednesday 11th December - 9:30 a.m.

Christmas performance

Wednesday 11th December - 1:30 p.m.

Christmas performance

Friday 20th December

Break for Half Term

Trips and Educational Visitors over the year

Our trip to Sherwood Forest and our artist visit will each happen in the Summer Term. Both of these will incur a cost (approximate amount given below). Knowing this in advance will allow you to plan ahead and budget for when these occur.



Sherwood Forest – linked to our science topic in the Summer Term (**approx. cost £15**)

Artist Visit – Summer Term (**approx. cost £3**)