



Year 2 Newsletter

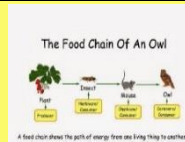

Date: Pentecost 1





Dear Parents and Carers,

Here is some information regarding what your child will be learning this half term.

Would a Lion eat a Ladybird?		Key vocabulary
English: <ol style="list-style-type: none"> Fables- stories with a moral. The Bridge Limericks and Riddles about minibeasts and animals Texts will include: The Bridge, Aesop's Fables and examples of riddles.		Descriptive writing Moral Types of sentences Riddles Clues
Maths Capacity and Temperature – litres and millilitres Fractions – third, equivalence and counting in fractions Time – Telling the time – o'clock, half past, quarter past, quarter to and telling the time to 5 minutes		Half, quarter, third O'clock Half past Quarter past Quarter to
RE: To The Ends of the Earth <ul style="list-style-type: none"> Sequence the events from the Resurrection of Jesus to the coming of the Holy Spirit at Pentecost. Know that St Luke wrote a gospel containing an account of the life of Jesus and the Acts of the Apostles about the early Church. Retell the story of the Conversion of Saul (Acts 9: 1-19). Recognise that the description of the fruits of the Spirit is taken from one of St Paul's letters (Gal 5: 22). Recognise that Christians believe the Holy Spirit opens their heart to God, helping them to pray and develop habits of good behaviour towards themselves and other people. Name the fruits of the Holy Spirit and make simple links between the lives of some saints or holy people and how the fruits of the Holy Spirit were shown in their lives 		Pentecost Resurrection Ascension Holy Spirit Gifts Fruits Doubts Belief
Art K1 – Robin Brooks creates landscapes using collage. K2 – Collage combines different materials (images, photographs, paper, fabric and objects) to create artwork. K3 – Texture adds interest and can be created by rubbing (frottage), stamping, doodles and mono printing		Collage Mixed media Combine Mono printing Rubbing/frottage
Science: Completion of Living Things and their Habitats Topic Particular focus this half term will be on food chains. K1 - The 7 life processes of all living things - Movement, Respiration, Sensitivity, Nutrition, Excretion, Reproduction, and Growth. MRS GREN K2 - All animals live in habitats that suit their basic needs K3 - Local micro-habitats are logs, stones and leaves. This is where mini-beasts can be found K4 - A food chain always starts with a producer, followed by consumer(s) and ends with a predator		Respiration Sensitivity Excretion Habitat Micro-Habitat Producer Consumer Predator Prey Species



Music: Chords & Harmony Identify the difference in sound between major and minor	
PSHE: Keeping Safe, Seeking Help K1 Secrets are safe unless they cause someone possible harm K2 Know feelings associated with loss and what people can do to feel better K3 Know how to keep safe in unfamiliar places K4 Know how to keep safe when crossing the road RSE- Parts of the body. (Not Done last half term) The children will learn the correct terms for the male and female parts of the body. They will learn which body parts should be kept private.	Harmful Virtues Hope Courage Resilience Private Male Female Safe
Computing: Data and Information – Pictograms To know how to create a pictogram To select objects by attribute and make comparisons To present information using a computer	 Common Popular Organise Pictogram Data Attribute Compare

P.E. Invasion Games and Target Games

P.E. will take place on a Tuesday and a Friday.

Children need to have in school:

P.E. kit: navy shorts or tracksuit bottoms, white t-shirt, school jumper, trainers or plimsolls

Please note:

No jewellery.

As PE may take place outside, please ensure your child has tracksuit bottoms and a navy sweatshirt/jumper.

