







Year 2 Newsletter




Date: Pentecost 2

Dear Parents and Carers,

We have put together some information that you may find useful as you support your child this half term.

City or Countryside? – Where would you prefer to live?	Key vocabulary
<p>English:</p> <ul style="list-style-type: none"> • Descriptive Poetry • Factual Personal Recount <p>School Visit to the farm (10th July TBC)</p> <p>Texts will include:</p> <p>The Magic Box Poem</p> 	<p>First Person Tenses Descriptive writing Rhyme Adjectives Adverbs Sentence structure</p>
<p>Maths:</p> <p>Measurement – time (telling the time - o'clock; half past; quarter past and quarter to; hours and days; compare durations of time)</p> <p>Statistics – tally charts; tables; block diagrams; and pictograms</p> <p>Geometry – position and direction (describe movement and turns; and make patterns with shapes)</p>	<p>Clockwise Anti-clockwise Quarter past Quarter to</p>
<p>RE</p> <p>Other Faiths-Islam</p> <p>Creation and Covenant –</p> <p>Know that the Christian Bible is made up of two parts and the first book in the Bible is Genesis.</p> <p>Know that God's creation is a gift to us and that we should be stewards of God's creation in our local community.</p> <p>The story of Noah</p> <p>The Sacrament of Baptism.</p>	<p>Islam Muslim Prayer Bible Testaments Books Psalms Scripture Sacraments</p> 
<p>Geography:</p> <p>K1 – Nottingham is a city and Hyson Green is a city suburb</p> <p>K2 – Maps helps us to know the routes of an area, landmarks and location of buildings</p> <p>K3 – The Countryside Code helps us to: respect everyone; protect the environment; and enjoy the outdoors</p> <p>K4 – There are more human features in a city/town than there are in the countryside and there are more physical features in the countryside</p> <p>K5 – There are many types of farming in the countryside (arable, cattle, dairy etc).</p>	<p>Urban Rural Countryside Landscape Farmland Sowing Harvesting</p> 
<p>Science:</p> <p>Plants</p> <p>K1 – seeds and bulbs have a store of food inside them.</p> <p>K2 – Most seeds and bulbs do not need light to grow.</p> <p>K3 – Most plants need water, light and a suitable temperature to grow and stay healthy.</p>	<p>Growth: Survival Shoot: Bulbs Temperature Environment Nutrition</p> 

D&T: Structures K1 - Freestanding structures are structures that can stand up on their own – without being attached to something else. K2 – To know that freestanding structures can be made more stable by using a wide base or a buttress. K3 – To know that freestanding structures can be made stronger by folding and layering materials.	Structure Stability Buttresses Free standing Framework Base Edge Surface Evaluate Design criteria
PSHE: Keeping Safe, Seeking Help – online H27. about preparing to move to a new class/year group H28. about rules and age restrictions that keep us safe My Treasured Community – (RE Link) The Communities we live in L3. about things they can do to help look after their environment	Age Restrictions online Safe Unsafe Transition Preparation Environment Caring
Music: Perform Perform together, following instructions that combine the musical elements.	

P.E. Athletics and Striking and Fielding

P.E. will take place on a Tuesday and Friday.

Children need to have in school:

P.E. kit: navy shorts or tracksuit bottoms, white t-shirt, school jumper, trainers or plimsolls

Please note:

No jewellery.

As PE may take place outside, please ensure your child has tracksuit bottoms and a navy sweatshirt/jumper.



Dates for your diary	
Wednesday June 4 th	Pentecost Day
Wednesday June 25 th	Class Photos (Winter Uniform)
Friday June 27 th	Sports and Well-Being Day
Thursday July 10 th (TBC)	Trip to the farm
Friday July 11 th	School Barbecue
Friday July 25 th	Break up for the Summer Holidays

We working hard to organise a visit to a working farm. If successful, we will send details out to you as soon as we can.