








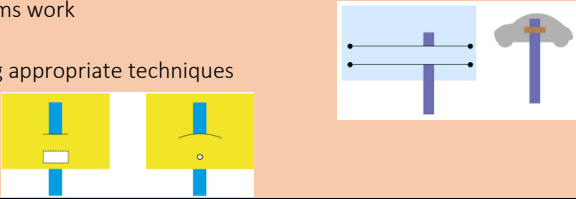






What we are Learning in Year 1 this Half Term

January – February 2026

| Title: Did our grandparents have more fun? | | | Key Vocabulary | | | | | | | | | | | | | | | | | | | | |
|--|----|--|--|---|---|---|---|---|---|---|---|----|----|----|----|----|----|----|----|----|----|----|---|
| <div>English</div> <ul style="list-style-type: none">Familiar Settings – That Rabbit Belongs to Emily Brown by Cressida CowellLetter Writing – Write a letter to the Queen in the storyInstructions – How to play a game (linked to history topic) | | <div><div>A<div><div><div></div><div></div><div></div><div></div></div></div></div><div></div></div> | <div>singular</div> <div>plural</div> <div>conjunction</div> <div>suffix</div> | | | | | | | | | | | | | | | | | | | | |
| <div>Maths</div> <ul style="list-style-type: none">Place value to 20Compare numbers to 20Estimate on a number line to 20Addition and subtraction to 20Making number bonds to 20 | | <table><tr><td>1</td><td>2</td><td>3</td><td>4</td></tr><tr><td>5</td><td>6</td><td>7</td><td>8</td></tr><tr><td>9</td><td>10</td><td>11</td><td>12</td></tr><tr><td>13</td><td>14</td><td>15</td><td>16</td></tr><tr><td>17</td><td>18</td><td>19</td><td>20</td></tr></table> | 1 | 2 | 3 | 4 | 5 | 6 | 7 | 8 | 9 | 10 | 11 | 12 | 13 | 14 | 15 | 16 | 17 | 18 | 19 | 20 | <div>ones and tens</div> <div>greater than</div> <div>less than</div> <div>numeral</div> <div>digit</div> |
| 1 | 2 | 3 | 4 | | | | | | | | | | | | | | | | | | | | |
| 5 | 6 | 7 | 8 | | | | | | | | | | | | | | | | | | | | |
| 9 | 10 | 11 | 12 | | | | | | | | | | | | | | | | | | | | |
| 13 | 14 | 15 | 16 | | | | | | | | | | | | | | | | | | | | |
| 17 | 18 | 19 | 20 | | | | | | | | | | | | | | | | | | | | |
| <div>RE – Galilee to Jerusalem</div> <ul style="list-style-type: none">Jesus was presented at the templeJesus is a light to us all and we can all bring lights to our own family and friendsJesus was called to spread the Good News to all, just as we are called to share God’s love | | <div>Presentation, temple,</div> <div>light, Candlemas,</div> <div>fishermen, nets,</div> <div>welcome, tax collector,</div> <div>nations</div> | | | | | | | | | | | | | | | | | | | | | |
| <div>Science – Animals Including Humans</div> <ul style="list-style-type: none">We use our eyes to see, ears to hear, nose to smell, tongue to taste and hands to touch.Goldfish, minnow and carp are all types of fishFrogs, newts and toads are all amphibiansAdders, bearded dragons and crocodiles are all reptilesRobins, pigeons and magpies are all types of birdsA herbivore eats plants, a carnivore eats meat and an omnivore eats both | | <div><div><div>Fish - carp</div><div>Amphibian - frog</div><div>Reptile - crocodile</div><div>Bird - magpie</div><div>Mammal - cow</div><div>Mammal - human</div></div></div> <div>fish</div> <div>birds</div> <div>reptiles</div> <div>amphibians</div> <div>mammals</div> <div>herbivore</div> <div>carnivore</div> <div>omnivore</div> | | | | | | | | | | | | | | | | | | | | | |
| <div>History – Toys and Games – Now and Then</div> <ul style="list-style-type: none">To know which toys children play with today and which toys were played with in the past.To find similarities and differences between the toys from different times.To find out what toys and games children played with in the past.To identify changes between playground games today and those from the past. | | <div></div> <div>present</div> <div>past</div> <div>before</div> <div>after</div> <div>modern</div> <div>rhyme</div> <div>artefact</div> <div>wood</div> <div>plastic</div> | | | | | | | | | | | | | | | | | | | | | |
| <div>PE – Team Building</div> <ul style="list-style-type: none">How to follow a path and lead othersHow to suggest ideas in response to a taskTo communicate simple instructions and listen to othersIdentify when we are successful and make basic observations about how to improve | | <div>solve</div> <div>lead</div> <div>cooperate</div> <div>teamwork</div> <div>target</div> <div>throw</div> <div>catch</div> <div>score</div> | | | | | | | | | | | | | | | | | | | | | |
| <div>Sending and Receiving</div> <ul style="list-style-type: none">How to send and receive a ball with feetHow to roll a ball towards a targetTrack a ball that is coming towards youHow to throw a ball to a partnerWork cooperatively with a partner | | <div></div> | | | | | | | | | | | | | | | | | | | | | |

| | |
|---|--|
| DT – Mechanisms – Moving pictures <ul style="list-style-type: none"> To explore how basic mechanisms work To design a simple mechanism To make levers and sliders using appropriate techniques To evaluate my mechanism  | lever pivot slider push pull design evaluate tools |
| ICT - Creating Media – Digital Writing <ul style="list-style-type: none"> Exploring the keyboard Adding and removing text Exploring the toolbar Making changes to text Justifying use of certain tools  | word processor backspace space bar toolbar bold italic underline font double-click undo |
| PSHE - Healthy Me – Growing UP! <ul style="list-style-type: none"> To know what keeping healthy means To know how to show good hygiene To know how to care for your teeth To know how physical activity affects our bodies To know that we change as we grow from young to old | germs hygiene hygienic health diet |
| Music <ul style="list-style-type: none"> Children will learn a variety of songs with warm ups and begin to think about vocal health Perform word-pattern chants and create, retain and perform their own rhythm patterns Use voices and body percussion, maintaining a steady beat to chant/play repeated rhythm patterns (ostinato) Use glockenspiels to play along to different music genres Recognise how graphic notation can represent created sounds  | pulse rhythm pitch beat ostinato |

School Values

Our school values are:

Kindness, Responsibility, Respect, Commitment, Appreciation, Honesty and Resilience



Reading – Please read with your child every evening and record this in their reading diaries.

Spellings - Given out weekly and usually tested on Fridays.

Dates for your diary

| | |
|---------------------------|---------------------------|
| 5 th January | INSET day – school closed |
| 6 th January | Return to school |
| 11 th February | Parents' evening |
| 12 th February | School Disco |
| 13 th February | INSET day – school closed |
| 23 rd February | Return to school |