



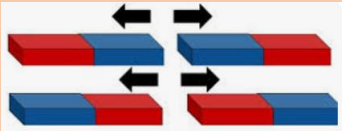



# What we are Learning in Year 3 this Half Term

**April to May 2026**

Dear Parents and Carers,

Welcome back! We hope you have had a great Easter break! Please find below an overview of the subjects taught this half term. If you have any questions or would like to help out with anything we are doing in school, then please feel free to come and speak to us.

| Pentecost 1   |  | Key Vocabulary   |
|---|--|--|
| <p><b>English</b></p> <p>This term, we will be exploring legends. After reading a version of a Robin Hood legend, we will be writing our own ending which includes an action-packed rescue. We will use fronted adverbials, powerful verbs and adjectives to make it exciting.</p>  |    | <p>Paragraphs</p> <p>Fronted adverbial</p> <p>Verb</p> <p>Adjective</p>  |
| <p><b>Maths</b></p> <p><i>Mass and Capacity</i> – measure mass in grams and kilograms, using scales, add and subtract mass, equivalent masses, comparing mass, measure volume in millilitres and litres, comparing capacity and volume</p> <p><i>Fractions</i> – Add and subtract fractions, partitioning the whole, reasoning with fractions</p> <p><i>Money</i> – pounds and pence, adding and subtracting and finding change</p>   |   | <p>Pounds</p> <p>Pence</p> <p>Change</p> <p>Exchange</p> <p>Numeral</p> <p>Hour/minute/second</p> <p>Duration</p> <p>Digital</p> <p>Measure</p>  |
| <p><b>Science-Forces and Magnets</b></p> <p>We will learn that force is a push or pull that can make things change direction/speed and that friction is a stopping force. We will explore with magnets to understand the terms attract or repel and learn about magnetic fields</p>   |  | <p>Force</p> <p>Friction</p> <p>Magnet</p> <p>Magnetic force</p> <p>Attract</p> <p>Repel</p> <p>Poles</p> <p>Magnetic fields</p>   |
| <p><b>Geography – Nottingham - Our Local Area</b></p> <ul style="list-style-type: none"> <li>Locate Nottingham and other major cities on a map</li> <li>Understand why people would want to visit/live in Nottingham</li> <li>Identify positives and negatives about Nottingham city centre</li> <li>Explore how land-use in Nottingham has changed over time.</li> <li>Observe and record human and physical features of Nottingham</li> <li>Suggest and plan improvements for Nottingham Broadmarsh based on fieldwork.</li> <li>Present our concerns/findings in writing to our local MP/councillors</li> <li>Know what a compass is and how it is used to find direction</li> </ul> |  | <p>Continent</p> <p>County/Town/City</p> <p>Landmark</p> <p>Pollution</p> <p>Amenities</p> <p>Tourist</p> <p>Population</p> <p>Environment</p> <p>Land-use</p> <p>Human/physical feature</p> |
| <p><b>RE-To the ends of the earth</b></p>   |  | <p>Ascension</p> <p>Emmaus</p> <p>Pentecost</p>  |

|   |   |                                     |
|---|---|-------------------------------------|
| <p>A topic that encourages the children to reflect on life after the ascension of Jesus. We look at the story Road to Emmaus and understand that parts of the mass link to this story and others in the bible. We will look at living out the gifts of the Holy Spirit and be able to describe the mystery of the Holy Trinity.</p>   |   | <p>Holy Spirit<br/>Holy Trinity</p> |
| <p><b>PSHE</b></p> <ul style="list-style-type: none"> <li>• Keeping Myself Safe (Inc Responsible Internet Use, using email) and reasons for doing so</li> <li>• The importance of keeping personal information private; strategies for keeping safe online, including how to manage requests for personal information or images of themselves and others.</li> <li>• Know what is meant by first aid; basic techniques for dealing with common injuries (schedule progression)</li> <li>• Recognise what it means to 'know someone online' and how this differs from knowing someone face-to-face</li> <li>• Know the effect that a range of substances including drugs, alcohol, vaping and tobacco (smoking) can have on the body.</li> </ul> | <p>Safe<br/>Responsible<br/>Personal<br/>Private<br/>Image<br/>First aid<br/>Injury<br/>Emergency<br/>Pressure<br/>Social media<br/>Drugs</p> |                                     |
| <p><b>Computing</b></p> <ul style="list-style-type: none"> <li>• To gather information about staying safe online and use this to produce e-safety posters using 'Publisher' and 'Clip Art' to display in school.</li> </ul>   | <p>Edit<br/>Template<br/>Content<br/>Layout<br/>Respect<br/>Personal<br/>Responsibility<br/>Private</p>                                       |                                     |

| Year 3 Diary Dates           |  |
|------------------------------|--|
| Monday 4 <sup>th</sup> May   | Bank Holiday   |
| Thursday 7 <sup>th</sup> May | Trip to Nottingham (details to follow)                           |
| Friday 22 <sup>nd</sup> May  | Colour Dash – Lifting Children's Hopes<br>Break up for half term |

This term, **PE** will be on a **Thursday** afternoon. As the weather is becoming warmer, please include shorts in your child's PE kit.

Please remember PE kits should be a plain (No logos) white t-shirt and plain navy blue shorts/jogging bottoms.

