






Year 2 Newsletter




Date: Pentecost 1



Dear Parents and Carers,

Here is some information regarding what your child will be learning this half term.

| Would a Lion eat a Ladybird? | Key vocabulary |
|---|--|
| <p>English: Fables- stories with a moral. Limericks and Riddles about minibeasts and animals Texts will include: The Bridge, Aesop’s Fables and examples of riddles.</p> | <p> Descriptive writing Moral Types of sentences Riddles Clues</p> |
| <p>Maths Capacity and Temperature – litres and millilitres Fractions – third, equivalence and counting in fractions Time – Telling the time – o’clock, half past, quarter past, quarter to and telling the time to 5 minutes</p> | <p>Half, quarter, third O’clock Half past Quarter past Quarter to</p> |
| <p>RE: To the Ends of the Earth</p> <ul style="list-style-type: none"> Sequence the events from the Resurrection of Jesus to the coming of the Holy Spirit at Pentecost. Know that St Luke wrote a gospel containing an account of the life of Jesus and the Acts of the Apostles about the early Church. Retell the story of the Conversion of Saul (Acts 9: 1-19). Recognise that the description of the fruits of the Spirit is taken from one of St Paul’s letters (Gal 5: 22). Recognise that Christians believe the Holy Spirit opens their heart to God, helping them to pray and develop habits of good behaviour towards themselves and other people. Name the fruits of the Holy Spirit and make simple links between the lives of some saints or holy people and how the fruits of the Holy Spirit were shown in their lives. | <p>Easter Resurrection Emmaus Pentecost Ascension Holy Spirit Repent Tongues of Fire Persecute The Holy Trinity</p> |
| <p>Art - Collage</p> <ul style="list-style-type: none"> Robin Brooks creates landscapes using collage. Collage combines different materials (images, photographs, paper, fabric and objects) to create artwork. Texture adds interest and can be created by rubbing (frottage), stamping, doodles and mono printing | <p> Collage Mixed media Combine Mono printing Rubbing/frottage</p> |
| <p>Science - Living Things and their Habitats</p> <ul style="list-style-type: none"> The 7 life processes of all living things- <i>Movement, Respiration, Sensitivity, Nutrition, Excretion, Reproduction, and Growth (MRS GREN)</i> All animals live in habitats that suit their basic needs Local micro-habitats are logs, stones and leaves. This is where minibeasts can be found A food chain always starts with a producer, followed by consumer(s) and ends with a predator | <p> Respiration Sensitivity Excretion Habitat Micro-Habitat Producer Consumer Predator Prey Species</p> |

| | |
|--|---|
| <p>RSHE - Keeping Safe, Seeking Help</p> <ul style="list-style-type: none"> • Secrets are safe unless they cause someone possible harm • Know feelings associated with loss and what people can do to feel better • Know how to keep safe in unfamiliar places • Know how to keep safe when crossing the road • Know the importance of telling a trusted adult if they come across something that scares them • Recognise the signs and behaviour of online bullying • The dangers of sharing pictures and personal information online | <p>Harmful Virtues Courage Resilience Hope</p> |
| <p>Computing - Data and Information – Pictograms</p> <ul style="list-style-type: none"> • To know how to create a pictogram • To select objects by attribute and make comparisons • Know how to enter data • To present information using a computer | <p>Common Popular Organise Pictogram Data Attribute Compare</p>  |
| <p>PE – Net and Wall Games</p> <ul style="list-style-type: none"> • Use the ready position to defend space • Develop racket skills and return a ball • Return a ball using a racket • Play against an opponent <p>Sending and Receiving</p> <ul style="list-style-type: none"> • Roll a ball towards a target • Track a receiving ball • Send and receive a ball with feet • Develop throwing and catching skills | <p>Defend Receive Trap Opponent Return Ready Position Track Target</p>  |
| <p>Music: Chords & Harmony Identify the difference in sound between major and minor</p> |  |

Please note –

- PE will take place on **Tuesdays** and **Thursdays** this term.
- PE Kit: navy shorts or tracksuit bottoms, white t-shirt, navy sweatshirt, trainers or plimsolls.
- **Please remove earrings before school on PE days**

Dates for your diary

Thursday 16th April

Mass in Church @ 9:15am



| | |
|--------------------------------|--|
| Friday 22 nd May | Colour Dash – Lifting Children’s Hopes Break up for Half Term |
| Future Dates | |
| Wednesday 3 rd June | Trip to North Lodge Farm |
| Friday 26 th June | Sports Day |